

**Innovation Science And Promotion Foundation**  
# 63, 11th Main , 13th Cross, Malleshwaram, Bangalore - 560003  
Statement of Funds as on 31 March 2025

All Amount In INR

Particulars	Sch.No	As at 31-03-2025	As at 31-03-2024
<b>Sources Of Funds</b>			
Corpus Funds	1	9,26,854	9,26,854
Reserves & Surplus	2	31,27,189	-17,74,145
Non-Current Liabilities	3	14,45,401	16,65,411
Current Liabilities & Provisions	4	6,44,653	20,071
<b>Total</b>		<b>61,44,097</b>	<b>8,38,191</b>
<b>Application Of Funds</b>			
Fixed assets	5	2,13,825	2,56,640
Current Assets			
(i) Trade Receivables	6	-	-
(ii) Cash and Cash equivalents	7	46,49,985	96,650
(iii) Short Term Loans and Advances	8	7,85,876	-
(iv) Other Current Assets	9	4,94,411	4,84,901
<b>Total</b>		<b>61,44,097</b>	<b>8,38,191</b>

**Significant Accounting Policies & Notes Form Integral Part of Accounts**

As per our report of even date attached

For B C Shetty & Co

Chartered Accountants

Firm Regn. No : 0038195

  
- Sd  
**Sarvothama Shetty**


Partner

M.No - 227846

Date : 31-10-2025


Place : Bengaluru

For Innovation & Science Promotion Foundation

  
- Sd  
**Vishal Pravin Bhatt**  
Trustee

Date : 31-08-2025

Place : Bengaluru

  
- Sd  
**Ravi Rangan**  
Trustee

Date : 31-08-2025

Place : Bengaluru




**Innovation Science And Promotion Foundation**  
**# 63, 11th Main , 13th Cross, Malleshwaram, Bangalore - 560003**  
**Income & Expenditure for the year ended 31 March 2025**

Particulars	Sch No	All Amount In INR	
		Year Ended 31-03-2025	Year Ended 31-03-2024
<b>Income</b>			
General Donations	10	4,76,03,852	56,64,190
Other Income	11	95,900	1,264
<b>Total</b>		<b>4,76,99,752</b>	<b>56,65,454</b>
<b>Expenditure</b>			
Administrative Expenses	12	94,04,499	20,26,804
Professional Charges	13	40,46,890	10,87,809
Project Expenses	14	2,93,04,214	21,85,378
Depreciation and amortisation expenses	15	42,815	53,758
<b>Total</b>		<b>4,27,98,418</b>	<b>53,53,750</b>
Surplus/(Deficit) of Income Over Expenditure		49,01,334	3,11,704
Provision for Taxation			
<b>Balance Carried to Balance Sheet</b>		<b>49,01,334</b>	<b>3,11,704</b>

**Significant Accounting Policies & Notes Form Integral Part of Accounts**

As per our report of even date attached  
 For B C Shetty & Co  
 Chartered Accountants  
 Firm Regn . No : 003819S

For Innovation & Science Promotion Foundation

  
 -Sd

**Sarvothama Shetty**  
 Partner

**M.No - 227846**

Date : 31-10-2025

Place : Bengaluru

  
 -Sd

**Vishal Pravin Bhatt**  
 Trustee

Date : 31-08-2025

Place : Bengaluru

  
 -Sd

**Ravi Rangan**  
 Trustee

Date : 31-08-2025

Place : Bengaluru



**Innovation Science And Promotion Foundation**  
Notes forming part of Financial Statements

**Schedule 1**

**Corpus Fund**

All Amount In INR

**Particulars**

	As at 31-03-2025	As at 31-03-2024
Opening Balance	9,26,854	9,26,854
Additions during the year	-	-
Less: Drawings during the year	-	-
<b>Total</b>	<b>9,26,854</b>	<b>9,26,854</b>

**Schedule 2**

**Reserves & Surplus**

**Particulars**

	As at 31-03-2025	As at 31-03-2024
Opening Balance	-	-
Add: Surplus for the year	-17,74,145	-20,85,849
	49,01,334	3,11,704
<b>Total</b>	<b>31,27,189</b>	<b>-17,74,145</b>

**Schedule 3**

**Non-Current Liabilities**

**Particulars**

	As at 31-03-2025	As at 31-03-2024
Unsecured loans	14,45,401	16,65,411
<b>Total</b>	<b>14,45,401</b>	<b>16,65,411</b>

**Schedule 4**

**Current Liabilities & Provisions**

**Particulars**

	As at 31-03-2025	As at 31-03-2024
TDS Payable	64,692	17,911
PF Payable	1,12,500	-
PT Payable	6,200	-
Salary Payable	20,415	-
Sundry Creditors	61,790	2,160
Admin Cost Payable	3,79,056	-
<b>Total</b>	<b>6,44,653</b>	<b>20,071</b>

**Schedule 5**

**Fixed Assets**

**Particulars**

	As at 31-03-2025	As at 31-03-2024
Fixed Assets	2,13,825	2,56,640
<b>Total</b>	<b>2,13,825</b>	<b>2,56,640</b>



*B. Shetty*

*[Signature]*



Schedule 6		
Trade Receivables		
Particulars		
	As at 31-03-2025	As at 31-03-2024
Sundry Debtors	-	-
<b>Total</b>	<b>-</b>	<b>-</b>
Schedule 7		
Cash and Cash equivalents		
Particulars		
	As at 31-03-2025	As at 31-03-2024
Cash In hand	4,197	4,197
Bank Accounts	46,45,788	92,453
Fixed Deposit	-	-
<b>Total</b>	<b>46,49,985</b>	<b>96,650</b>
Schedule 8		
Short Term Loans and Advances		
Particulars		
	As at 31-03-2025	As at 31-03-2024
Loans and Advances (Assets)	7,85,876	-
<b>Total</b>	<b>7,85,876</b>	<b>-</b>
Schedule 9		
Other Current Assets		
Particulars		
	As at 31-03-2025	As at 31-03-2024
TDS Receivable FY22-23	22,060	22,060
TDS Receivable FY23-24	3,62,960	3,62,960
Income Tax Refund Receivables	99,881	99,881
Accrued Interest	9,510	-
<b>Total</b>	<b>4,94,411</b>	<b>4,84,901</b>

*VBhatt*

*[Signature]*



**Innovation Science And Promotion Foundation**  
Notes forming part of Financials Statements

Schedule 10

**General Donations**

All Amount In INR

Particulars	For the year Ended 31-03-2025	For the year Ended 31-03-2024
Donation Synopsys	4,76,03,852	36,85,190
<b>Total</b>	<b>4,76,03,852</b>	<b>19,79,000</b>

Schedule 11

**Other Income**

Particulars	For the year Ended 31-03-2025	For the year Ended 31-03-2024
Interest Income	95,900	1,264
<b>Total</b>	<b>95,900</b>	<b>1,264</b>

Schedule 12

**General and Administrative Expenses**

Particulars	For the year Ended 31-03-2025	For the year Ended 31-03-2024
Accomodation Expense	6,643	
Bank Charges	5,096	6,631
Internet Charges	1,11,914	-
Office Expenses	10,148	12,877
Packing Charges	1,94,193	5,81,853
Printing & Stationery	31,837	3,44,687
Raman Award	2,63,950	2,79,521
Rates and Taxes	1,36,362	252
Salaries & Wages	84,88,647	7,47,922
Software Subscription	-	23,134
Translation	=	-
Transportation Charges	19,169	11,700
RazorPay Charges	4,493	1,788
Travel Allowance	2,733	-
Rent	90,000	15,000
Travelling Expenses	39,314	-
Miscellaneous expenses	-	1,440
<b>Total</b>	<b>94,04,499</b>	<b>20,26,804</b>

*V. Shetty*

*[Signature]*



Schedule 13		
Professional Charges		
Particulars	For the year Ended 31-03-2025	For the year Ended 31-03-2024
Professional Fee	16,91,254	8,92,389
Consultancy & Management Service	23,55,636	1,95,420
<b>Total</b>	<b>40,46,890</b>	<b>10,87,809</b>

Schedule 14		
Project Expenses		
Particulars	For the year Ended 31-03-2025	For the year Ended 31-03-2024
STEM Infrastructure	1,20,02,455	-
Engaging with teachers and students through P	86,81,382	-
Volunteer engagement for school events	44,502	-
Travel Cost	12,83,889	-
Programme Implementation	30,45,713	-
Other Expenses	4,11,096	-
ONE TIME INVESTMENT IN INFRA & IT	27,16,152	-
Project Monitoring, Reporting and Supervision	8,05,434	-
Content and Assessment	87,538	-
Digital learning	2,26,053	-
Equipment's for Children	-	5,62,489
Project Expenses	-	2,89,367
Transportation Expenses	-	1,54,017
Project Materials	-	8,61,614
Science Construction Kits	-	3,17,891
<b>Total</b>	<b>2,93,04,214</b>	<b>21,85,378</b>

Schedule 15		
13.a Depreciation and Amortisation		
Particulars	For the year Ended 31-03-2025	For the year Ended 31-03-2024
Depreciation	42,815	53,758
<b>Total</b>	<b>42,815</b>	<b>53,758</b>



*VBheta*

*5*

